

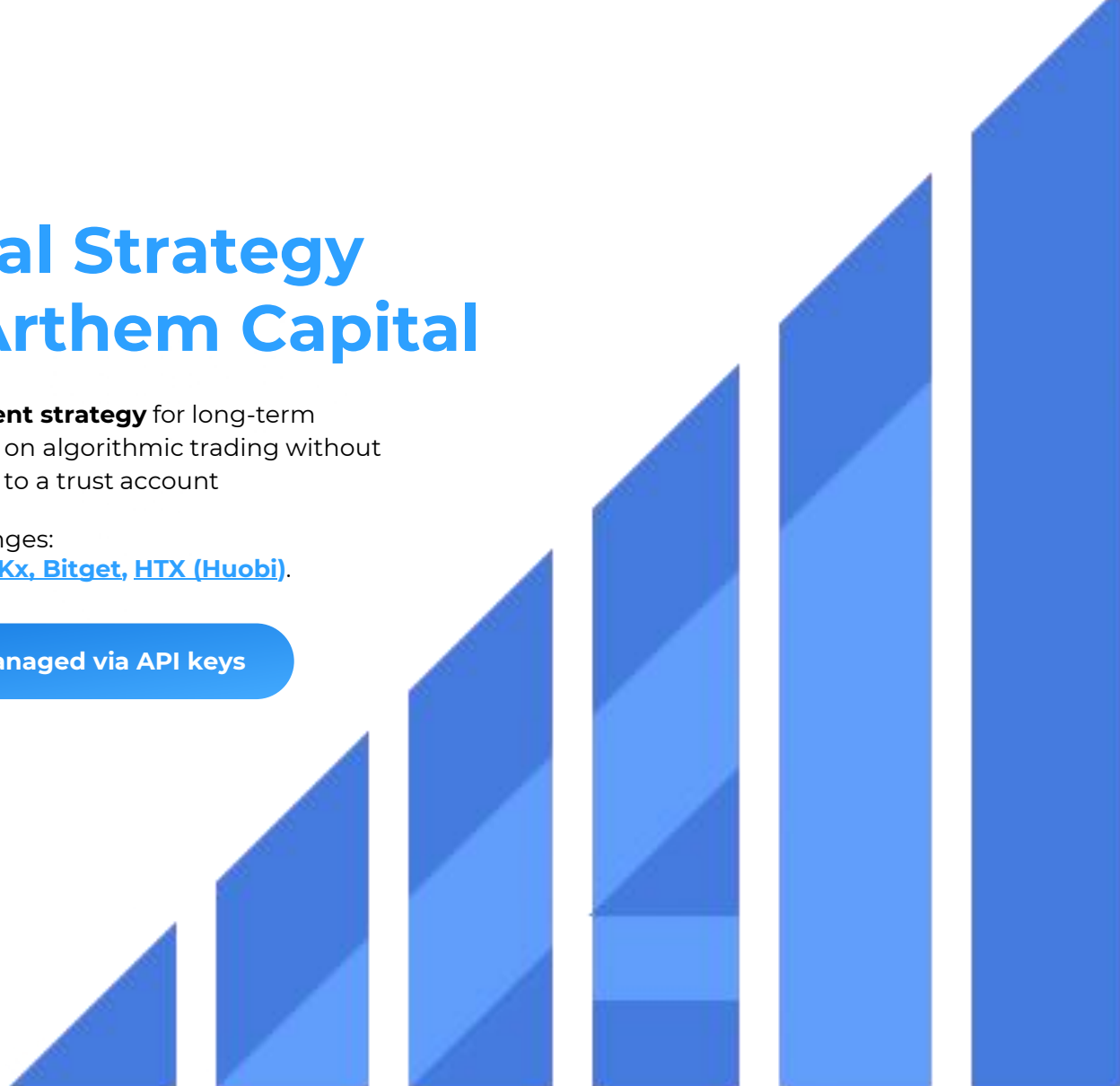
Optimal Strategy from Arthem Capital

Optimal investment strategy for long-term investment based on algorithmic trading without transferring funds to a trust account

Supported Exchanges:

[Binance](#), [Bybit](#), [OKx](#), [Bitget](#), [HTX \(Huobi\)](#).

The funds are managed via API keys



About Us

Arthem Capital is currently a group of traders with many years of trading experience in various markets.

Based on the accumulated experience, we managed to create a successful multi-module automated trading system for crypto exchanges, which allows you to earn long-term passive income.

Why Choose Us



No prepayments.



The investor shares a part of the profit that our system has earned.



The income is calculated taking into account the unrealized PNL, that is, the actual dynamics of the account are important to us!

Learn more about the strategy

The strategy uses a mathematical algorithm for distributing a nonlinear dynamic grid of orders, which is based on the averaging method (DCA) with conservative risk management.

Monitoring

an independent real-time statistics collection service:

<https://tradelink.pro/user/arthem>



Market:
cryptocurrency futures
(derivative)

**Minimum amount
to start:** 300 USDT

Recommended amount:
from 6000 USDT.

Based on: 300 USDT per
trading pair.

**Maximum historical
drawdown:** -43.96%

(June 18, 2022) lasting 3 days.

Average return: more than
80% per annum

Load on the account:

The trading is performed without leverage more than 90% of the days of the year. The leverage is activated in case of extreme market movements (30-50% drops) and can be a maximum of x5 to the deposit.

Instruments: 20 trading pairs from the TOP-30 coinmarketcap.com are used, except BTC. Operation in cross margin.

Top up the deposit: You can do it at any time. With the new amount, the algorithm will start working at the beginning of a new cycle.

Partial withdrawal of funds up to 25% is possible at any time in the absence of a strong drawdown on the account.

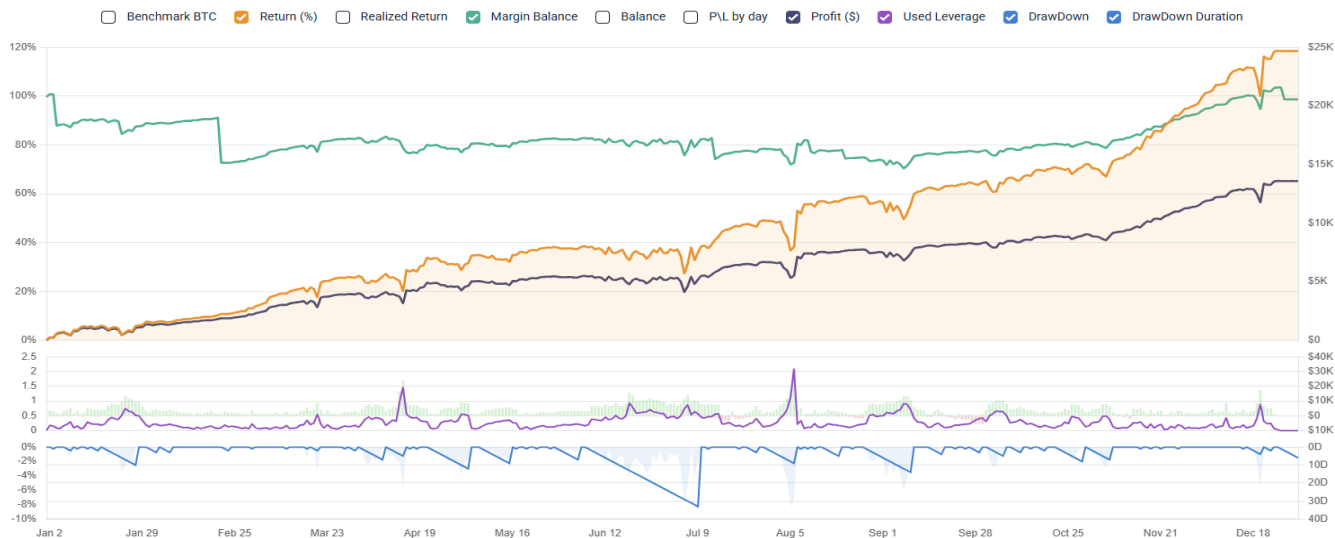
Full withdrawal of funds is possible only after stopping and completing all cycles.

Statistics

Main Statistics

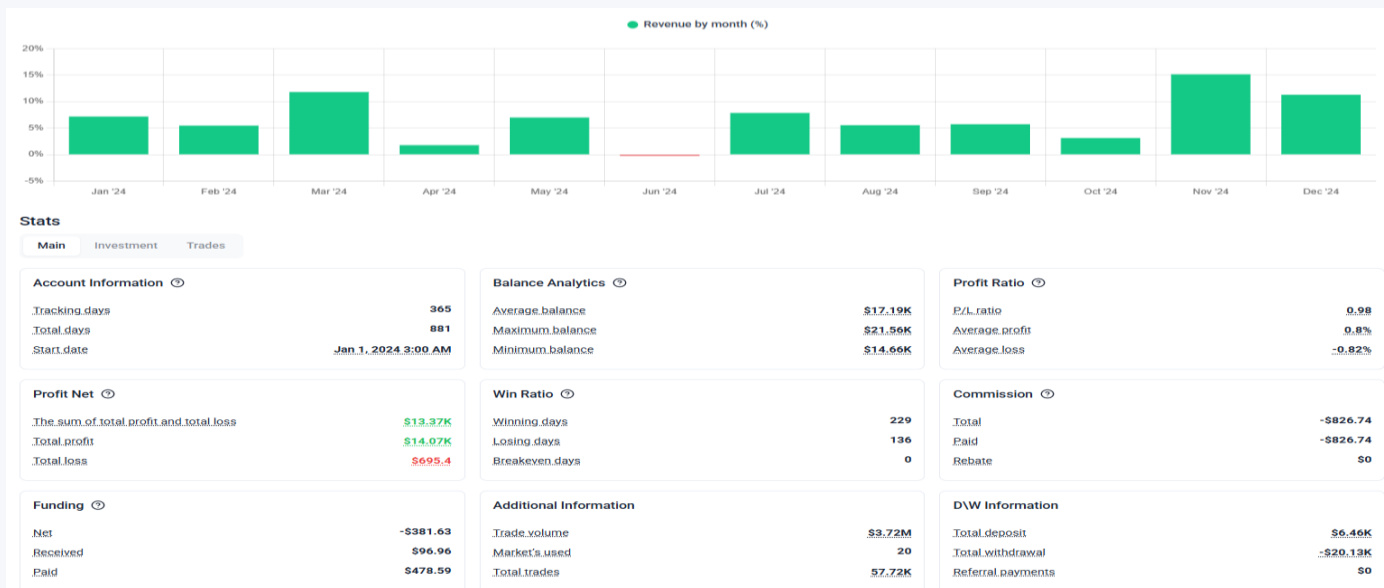
41.44% Open History Ratio	118.47% CAGR	6.73% Av. Monthly Profit	0.21% Av. Daily Profit	118.47% Profit, All	99.89% Win Ratio
\$20.55K Margin Balance	8.25% Max DrawDown	33D Max DrawDown Duration	2.08 Max Leverage	0.28 Av. Leverage	\$13.59K Income

Chart



Statistics date: 10.01.2025

Published trading results are added solely for the purpose of demonstrating performance and do not constitute a statement of returns. - Past performance does not guarantee specific results in the future. Trading in the financial markets with margin financial instruments has a high risk level, so it is not suitable for all investors. You are fully responsible for the trading decisions made and the result obtained during the work.



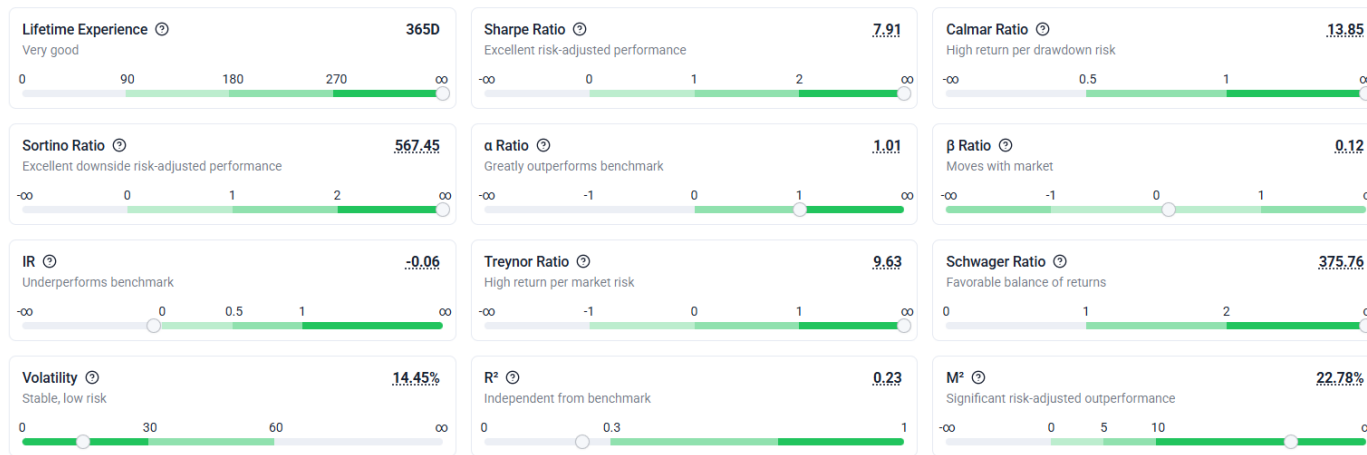
	Jan	Feb	Mar	Apr	May	Jun	Jul	Aug	Sep	Oct	Nov	Dec	TOTAL
2022					2,06%	17,62%	10,83%	15,83%	6,79%	-1,76%	24,45%	-0,09%	108,11%
2023	-0,31%	4%	9,62%	2,76%	-2,47%	-0,32%	12,1%	-4,24%	5,63%	10,06%	2%	6,94%	54,21%
2024	7,34%	5,2%	12,09%	1,78%	6,99%	-0,22%	7,86%	5,55%	5,73%	3,13%	15,15%	11,29%	81,89%

Statistics date: 10.01.2025

Published trading results are added solely for the purpose of demonstrating performance and do not constitute a statement of returns. - Past performance does not guarantee specific results in the future. Trading in the financial markets with margin financial instruments has a high risk level, so it is not suitable for all investors. You are fully responsible for the trading decisions made and the result obtained during the work.

Stats

Main **Investment** Trades



Statistics date: 10.01.2025

Published trading results are added solely for the purpose of demonstrating performance and do not constitute a statement of returns. - Past performance does not guarantee specific results in the future. Trading in the financial markets with margin financial instruments has a high risk level, so it is not suitable for all investors. You are fully responsible for the trading decisions made and the result obtained during the work.

Main Investment Trades

Orders by types ?

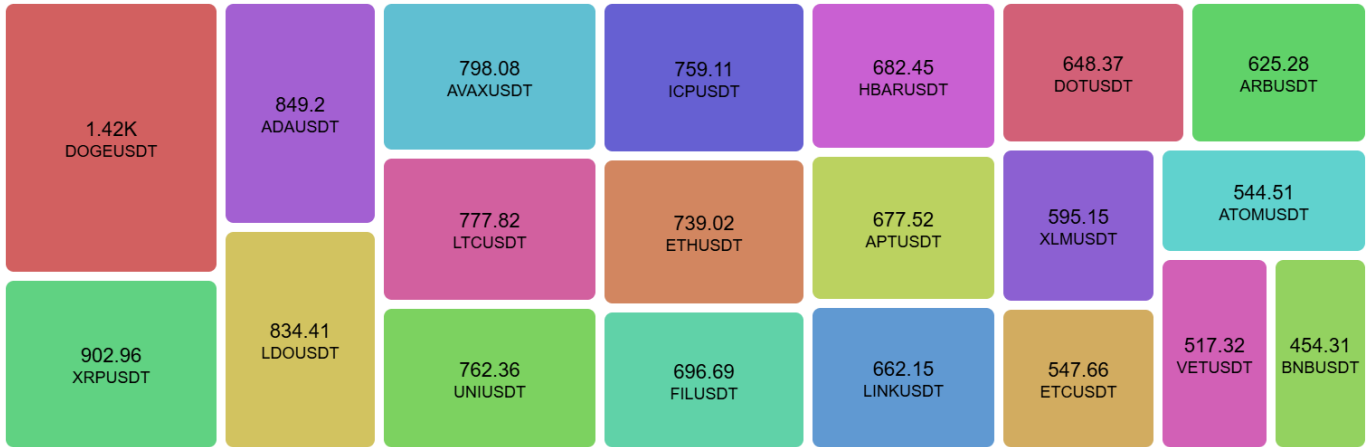
Limit orders	113.54K
Market orders	2.8K
Total trades	116.34K

Orders by side ?

Long orders	65.51K
Short orders	50.83K
Ratio	1.29

Orders size info ?

Maximum	58.4K
Average	69.84
Minimum	0.04



Statistics date: 10.01.2025

Published trading results are added solely for the purpose of demonstrating performance and do not constitute a statement of returns. - Past performance does not guarantee specific results in the future. Trading in the financial markets with margin financial instruments has a high risk level, so it is not suitable for all investors. You are fully responsible for the trading decisions made and the result obtained during the work.

How much do our services cost?

With a deposit
of less than 10к
USDT

30%

of the actually earned
profit

With a deposit
from 10к до 20к
USDT

25%

of the actually earned
profit

При депозите
from 20к до 50к
USDT

23%

of the actually earned
profit

При депозите
from 50к до 100к
USDT

20%

of the actually earned
profit

При депозите
from 100к до 200к
USDT

18%

of the actually earned
profit

При депозите
from 200к до 500к
USDT

17%

of the actually earned
profit

При депозите
from 500к до 1000к
USDT

16%

of the actually earned
profit

При депозите
from 1000к до 5000к
USDT

15%

of the actually earned
profit

Payment period: Once a week.

How to connect?

01

Get registered at any of the exchanges: [Binance](#), [Bybit](#), [OKx](#), [Bitget](#), [HTX \(Huobi\)](#).
Activate your futures account on the exchange

02

Top up funds to the futures wallet of the exchange. Funds must be deposited in USDT only

03

Create API keys with authorization for futures trading (IP without restrictions).

[Guidelines](#)



04

Follow the link, <https://arthem.pro>/ click "connect", go to your personal account, API management, click add API and enter the API key and Secret key generated earlier on the exchange.

05

After adding the key, click "Start" and within 10 minutes all operations will be launched.

06

Follow the statistics and get passive income

Partner program

Referral program

20%

of the fee for referral of the
1st level

7%

of the fee for referral of the
2nd level

3%

of the fee for referral of the
3rd level

We invite private and institutional investors, brokers and financial advisors to fruitful long-term cooperation.

- ✓ The fee is calculated based on the total amount of all accounts (including those on different exchanges)
- ✓ An option of paying fixed fees.
- ✓ Translating a fee discount to maintain your referral program.
- ✓ Arrangement of business according to Whitelabel model

Contacts

Website:

<https://arthem.pro/>

Telegram:

https://t.me/arthem_algo

WhatsApp:

[+44 7458 667177](https://wa.me/447458667177)

E-mail:

arthemcap@gmail.com

For all questions:

[@Capden](#)

